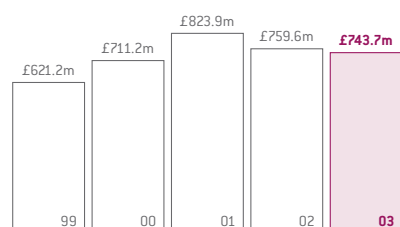



Financial highlights

	2003	2002	%
Turnover	£743.7m	£759.6m	-2.1%
Operating profit*	£102.1m	£108.7m	-6.1%
Profit before tax*	£100.9m	£105.5m	-4.4%
Earnings per share*	16.5p	17.3p	-4.6%
Dividends per share	17.0p	15.9p	+6.9%


Turnover of continuing operations



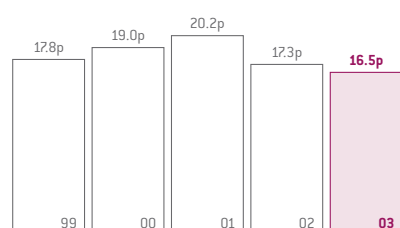
Operating profit of continuing operations*



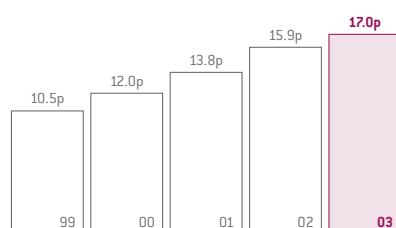
Profit before tax**



Earnings per share**



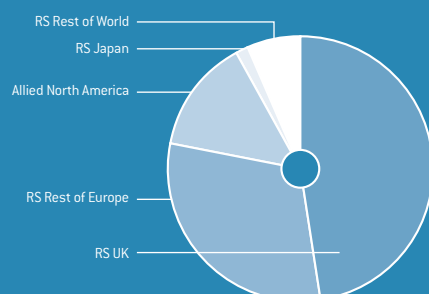
Dividends per share



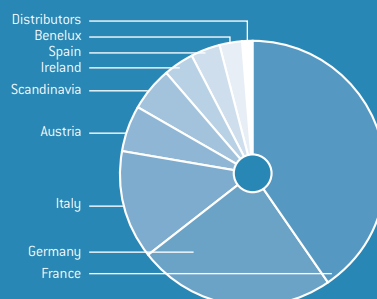
*Before amortisation of goodwill.

†2001: Before exceptional loss on closure.

Turnover of continuing operations by destination



RS Rest of Europe



RS Rest of World

