

Company Overview

Activities

The Capita Group Plc is the UK's leading business process outsourcing and professional services company. The Group's service capabilities include customer services, administration and support, human resources, information and communications technology, property consultancy, finance and treasury and consultancy and change management. Across public and private sectors Capita delivers efficient, quality support services from our onshore, nearshore and offshore business centres, adding real value to our clients' performance.

Share Data

Market Cap (£m)	4,218
Ticker	CPI LN
Shares in issue	622m
Beta Volatility	0.59

Performance

		Co.	FTSE 100
1 day	%	3.8%	4.3%
1 w	%	(2.2%)	0.4%
1 m	%	2.2%	2.5%
3 m	%	(8.2%)	(10.6%)
6 m	%	(2.8%)	(19.9%)
1 yr	%	1.3%	(32.9%)

Dividends

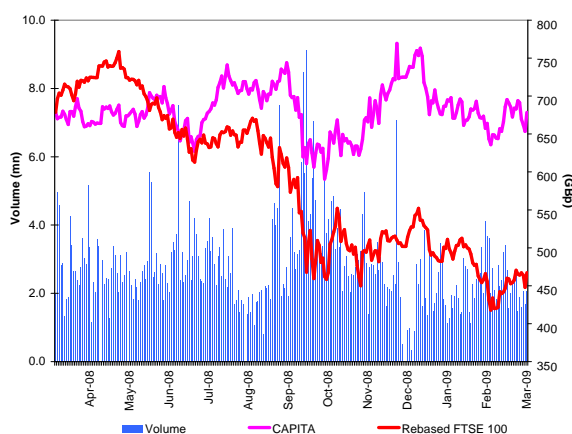
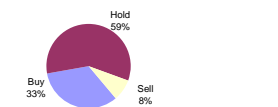
	2008	YoY
Dividend yield	2.1%	
Dividend per share	14.4p	20.0%

Analyst Recommendations

	Buy	Hold	Sell
52 wk high	4	7	1
52 wk low			
52 wk high			
52 wk low			

Key Ratios

	2008	YoY
Return on equity	41.8%	(16.6%)
Return on capital	21.7%	(28.0%)
EBITDA	354	14.4%
EBITDA margin	14.5%	(2.8%)
EBIT	302	15.6%
EBIT margin	12.4%	(1.9%)



Profit Analysis: Year End 31-December

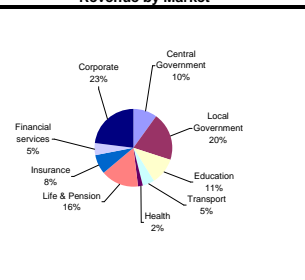
UK GAAP

IFRS

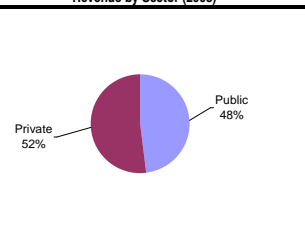
	2003	2004	2005	2006	2007	2008
Continuing operations:						
Revenue	£m 1,081	1,282	1,436	1,739	2,073	2,441
Cost of sales	£m 805	956	1,055	1,257	1,498	1,758
Gross profit	£m 276	327	381	482	575	684
Administrative expenses	£m 172	173	214	264	313	381
Other expenses (income)	£m 0	0	0	0	0	0
Operating profit	£m 104	104	167	218	262	302
Finance revenue	£m 0	0	0	1	2	-
Finance costs	£m 0	(12)	(14)	(26)	(36)	-
Net Finance costs	£m (10)	(12)	(14)	(25)	(34)	(76)
Investment (loss)/ income	£m -	-	-	-	1	(0)
Profit before tax	£m 94	92	153	193	228	227
Income tax expense	£m (34)	(39)	(46)	(54)	(63)	(61)
Profit for the year from continuing operations	£m 59	52	107	140	166	166
Discontinued operations:						
Loss on discontinued operations	£m 0	(2)	0	0	0	0
Profit on ordinary activities before taxation	£m 59	50	107	140	166	166
Attributable to:						
Equity holders of the parent	£m 59	50	107	140	166	166
Minority interest (equity)	£m (0)	(0)	(0)	(0)	0	0
Profit for the year	£m 59	50	107	140	166	166
Earnings per share						
- basic	8.89p	15.13p	16.28p	22.32p	27.09p	27.26p
- diluted	8.42p	15.00p	16.05p	21.80p	26.64p	27.01p
- basic (excluding discontinued operations)	8.89p	15.46p	16.28p	22.32p	27.09p	27.26p
- diluted (excluding discontinued operations)	8.42p	15.33p	16.05p	21.80p	26.64p	27.01p

Turnover Analysis for 2008

Revenue by Market



Revenue by Sector (2008)



Key P&L Data

2007

2008

HR solutions	£m 246	258
Property consultancy	£m 232	262
Insurance and specialist services	£m 325	246
Financial services	£m 157	174
Integrated services	£m 302	387
ICT and advisory services	£m 292	339
Life and pensions	£m 256	463
Professional services	£m 264	311
Total Revenue	£m 2,073	2,441

Key Balance Sheet Data

2007

2008

Working capital	£m (195)	(174)
Assets held for sale	£m NA	NA
Net capital employed	£m 807	972
Net financial position	£m (476)	(575)
Shareholders' equity	£m 332	397
Cash flow from operating activities	£m 256	295
Free cash flow	£m 184	209
Surplus/ (Deficit)	£m (55)	132

Cash flow and NFP for 2008

Net CF from operating activities	295
Net capital expenditure	(86)
Net CF from other investing activities	(163)
Free cash flow	209
Changes in equity	(33)
Dividends paid	(78)
Changes in Debt	197
Others	(0)
Surplus/ (Deficit)	132
Total Financial Assets	424
Total Financial Liabilities	(999)
Net financial position	(575)

Corporate Financial Calendar (Last updated 27/03/09)

Ex-dividend date	8-Apr-09
Final Dividend Record date	14-Apr-2009
Capita Group Annual General Meeting	6-May-09
2009 Annual General Meeting	6-May-09
Final Dividend Payment date	18-May-2009
Announcement of half year results	23-Jul-2009

Top Shareholders

	%
INVESCO Asset Management Ltd.	12.19
Fidelity International Ltd.	4.88
Scottish Widows Investment Partnership Ltd.	3.84
Legal & General Investment Management Ltd.	3.50
William Blair & Company LLC	2.92
Threadneedle Asset Management Ltd.	2.6
Total	29.9

Management

Eric Walters	Non-Executive Chairman
Paul Pindar	Chief Executive Officer
Gordon Hurst	Group Finance Director
Paddy Doyle	Executive Director
Simon Pilling	Chief Operating Officer
Martina King	Non-Executive Director
Bill Grimsey	Non-Executive Director
Martin Bolland	Senior Non-Executive Director
Maggi Bell	Business Development Director

Latest Announcements (Last updated 27/03/09)

26/3/2009: The Capita Group Plc will hold its Annual General Meeting at Deutsche Bank, 1 Great Winchester Street, London EC2N 2DB on Wednesday 6 May 2009 at 11.00am
 19/3/2009: Signed a contract with the Learning and Skills Council valued at £68 million over four years, from 4 May 2009 to the end of August 2013, with an option to extend for a further two years, to deliver learnersupport schemes
 19/3/2009: The Office for national Statistics(ONS) has selected Capita to recruit and train all temporary ONS workers for the 2011 census. The contract will be worth around £25 million over two and a half years
 3/3/2009: Acquired Hero Insurance Services Limited ("Hero") from insurance and investment group LV (formerly known as Liverpool Victoria) for a consideration of approximately £15 million on a cash free, debt free basis
 2/3/2009: Notified alteration to total voting rights in accordance with the FSA's Disclosure and Transparency Rules provision 5.6.1R. Capital consists of 621,684,940 ordinary shares of 2 1/15p each, as at 27th February 2009
 26/2/2009: Announced the preliminary results for the year ended 31 December 2008
 24/2/2009: Announced that Capita Software Services has been selected by Stevenage Borough Council to implement its housing benefits, council tax and business rates (NNDR) systems

IR Contacts

Joint Brokers	Deutsche Bank,	020 7545 8000
	Citi,	020 7986 6000
Financial PR	Financial Dynamics	020 7269 7192
	Capita Registrars	0871 664 0300