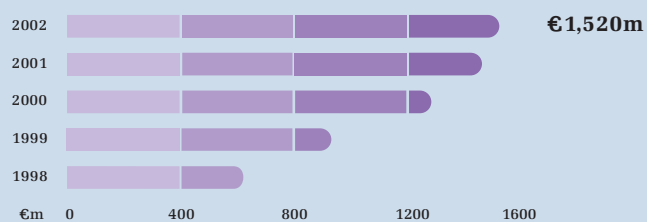


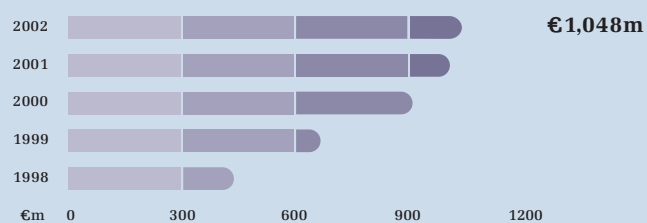
Financial trends 1998-2002

EBITDA*

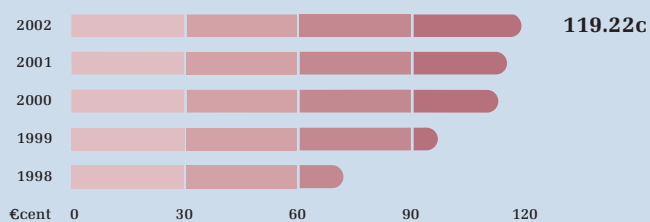


Operating profit *

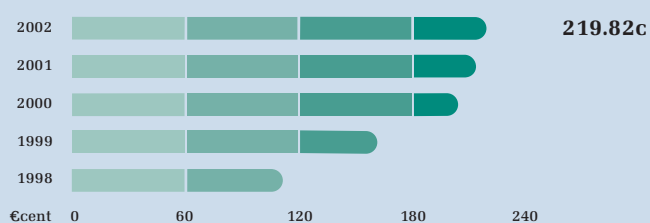
(before goodwill amortisation and profit on disposal of fixed assets)



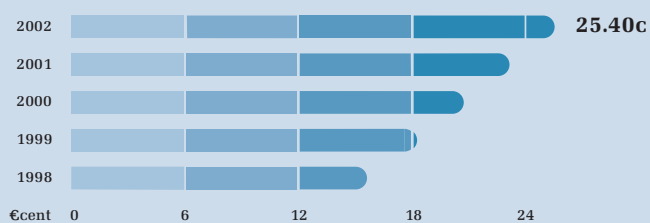
Basic earnings per share*



Cash earnings per share*



Dividend per share



* excluding exceptional net gain in 1999

“CRH achieved new record levels of sales, profits and both earnings and cash earnings per share in 2002, despite difficult economic conditions within many of the regions in which we operate.”

Liam O'Mahony

2002 Highlights

€ million

Sales	10,794	+ 3%
Operating profit	1,048	+ 3%
Profit before tax	856	+ 7%

Basic earnings per share pre goodwill	132.54c	+ 4%
Basic earnings per share	119.22c	+ 3%
Cash earnings per share	219.82c	+ 3%
Dividend per share	25.40c	+10%

Dividend cover (times) 4.68

Interest cover excluding joint venture (times)

EBITDA 11.3

EBIT 7.3